

## Miscibility Studies of Agar-Agar/Starch blends using Various Techniques

Mujaheddin<sup>1</sup>, Jagadish RL.<sup>1\*</sup>, Sheshappa Rai K.<sup>1</sup> and Guru G.S.<sup>2</sup>

<sup>1</sup>Department of Polymer Science and Research Centre, University of Mysore, Tubinakere, Mandya, Karnataka, India.

<sup>2</sup>Department of Chemistry Sahyadri College of Engineering and Management, Adyar, Mangalore, Karnataka, India.

### ABSTRACT

Miscibility characteristics of agar-agar and starch have been investigated by viscometry, density and ultrasonic velocity techniques at 30°C and 50°C. Blend films of agar-agar/starch were prepared by solution casting method and characterized by differential scanning calorimetric (DSC) technique. Using viscosity data, interaction parameters of Chee's ( $\mu$ ), and Sun's ( $\alpha$ ) were computed to determine their miscibility. The values obtained from reduced viscosity revealed that blend was semi-compatible at 30°C and compatible at 50°C. The results were then confirmed by differential scanning calorimetric technique. Compatibility in the agar-agar/starch blend compositions may be due to the formation of intermolecular hydrogen bonding between the agar-agar and starch.

**Keywords:** viscosity, blends, ultrasonic, differential scanning calorimetry.

### INTRODUCTION

Polymer blends, i.e. physical mixtures of structurally different polymers which interact with secondary forces with no covalent bonding, has a very important status, scientifically and technologically<sup>1</sup>. This importance arises mainly because blending of polymers may result in reduction of basic cost, improved processing and also enable valuable properties to be maximized. However, manifestation of the superior properties depends upon the compatibility or the miscibility of the homo-polymers at molecular level. Depending upon the degree of molecular mixing, the blends were categorized as totally miscible (compatible), semi-miscible (semi-compatible), immiscible (in-compatible) blends. The mixing of the interacting polymer solutions produces an immediate precipitate or turbidity or homogeneity indicating stronger, weaker or no interaction between the polymer components respectively. In blends, the presence of chemically grafted units is of major importance in providing adhesion

between the polymers. Interacting product can be formed from some polymers even without the requirement of a chemical graft; in such cases, weaker secondary forces such as hydrogen bonding plays a dominant role.<sup>2</sup>

Agar is a gelatinous substance derived by boiling from a polysaccharide in red algae, where it accumulates in the cell walls of agarophyte and serve as the primary structural support for the algae's cell walls. Agar is a mixture of two components: the linear polysaccharide agarose, and a heterogeneous mixture of smaller molecules called agaropectin.<sup>3,4</sup>

Starch belongs to the class of organic compounds called carbohydrates and is composed of carbon, hydrogen, and oxygen in the ratio C<sub>6</sub>H<sub>10</sub>O<sub>5</sub>. These atoms are organized into a simple sugar molecule, D-glucose, or dextrose as it is known commercially. The glucose molecules are, in turn united to form large starch molecules. Thus starch is a polymer made up of a large number of glucose units.<sup>5</sup>

As a part of our research program, we have studied miscibility of agar-agar/starch blends in solution and solid state. The purpose of this study is to characterize the miscibility nature of the agar-agar and starch blends. These homo-polymers are extensively used in food and pharmaceutical industries. Hence blending of these polymers might be enhancing their properties.

### MATERIALS AND METHODS

Polymers used for the present study are agar-agar [Merk, Mumbai, India] and starch [Merk, Mumbai, India] which are natural products.

Viscometric method is based on the study of interaction in dilute solutions of two polymers in common solvent. The total weight of the two components in solution is always maintained at 0.2g/dL. Stock solutions of homo-polymers agar-agar, starch and their blends of different compositions (90/10, 80/20, 70/30, 60/40 50/50, 40/60 30/70, 20/80 and 10/90) were prepared in distilled water. The relative viscosities of the polymer blends are determined at 30°C and 50°C using Ubbelohde suspended-level viscometer (USLV). Different temperatures were maintained in a thermostat bath with a thermal stability of  $\pm 0.05^\circ\text{C}$ .

Ultrasonic velocity measurements of blend solution of different compositions were performed by an ultrasonic interferometer technique<sup>6</sup>. During the experiment, different temperature (30°C and 50°C) is maintained by circulating water from thermostat with a thermal stability of  $\pm 0.05^\circ\text{C}$ , through the double walled jacket of the ultrasonic experimental cell. The experimental frequency was 2MHz.

Differential scanning calorimeter (DSC) technique is used to detect glass transition temperature of polymer blends. The thin films of agar-agar, starch and their blends were prepared by solution casting method. Films were dried using IR Lamp. DSC measurements were performed in TA Q200 Differential Scanning Calorimeter, under nitrogen atmosphere. During DSC measurements, heating/cooling/heating method was used. In the first cycle of measurements, sample was heated to 90°C and equilibrated to remove remaining water content in the sample. The sample was then cooled to 20°C and reheated to 250°C. The heating/cooling/heating rate was set at 10°C/min.

## RESULTS AND DISCUSSION

### Viscometric measurements

From viscometric measurements, reduced viscosities of homo-polymers agar-agar, starch and their blend compositions (90/10, 80/20, 70/30, 60/40, 50/50, 40/60, 30/70, 20/80 and 10/90) were measured at 30°C and 50°C. Reduced viscosities of the pure polymers and their blend compositions are plotted against concentration are shown in Figures 1 and 2 respectively.

The Huggin's plot (Figure 1) of agar-agar/starch and their blend compositions at 30°C is indicating little higher slope values for 80/20, 70/30, 60/40 50/50, 40/60 30/70, 20/80 and 10/90 blend compositions than 90/10 blend of agar-agar/starch. This may be attributed to mutual attraction of macro molecules in solution, which leads to increase in hydrodynamic volume.<sup>7</sup>

At 50°C Huggin's plot (Figure 2) of agar-agar/starch and their blend compositions indicating little higher slope value for all the composition. This is may be due to the effect of temperature on mutual attraction of macro molecule in solution.

To quantify the miscibility of polymer blends, Chee<sup>8</sup> suggested the general expression for interaction parameter when the polymers are mixed in weight fractions  $w_1$  and  $w_2$  as

$$\Delta B = \frac{b - \bar{b}}{2w_1w_2} \quad (1)$$

where  $\bar{b} = w_1b_{11} + w_2b_{22}$  where  $b_{11}$  and  $b_{22}$  are the slopes of the viscosity curves for the components and  $b$  is related to Huggins coefficient  $K_H$  as,

$$b = K_H [\eta]^2 \quad (2)$$

where  $[\eta]$  is intrinsic viscosity

For ternary system, it is also given by

$$b = w_1^2 b_{11} + w_2^2 b_{22} + 2w_1w_2 b_{12} \quad (3)$$

where  $b_{12}$  is slope for the blend solution.

However, Chee's theory fails to account for the experimental data when intrinsic viscosities of pure components are far apart. In such cases he defined a more efficient parameter to predict compatibility,

$$\mu = \frac{\Delta B}{\{[\eta]_2 - [\eta]_1\}^2} \quad (4)$$

where  $[\eta]_1$  and  $[\eta]_2$  are intrinsic viscosities of pure component solutions. The polymer blend is miscible if  $\mu \geq 0$  and immiscible when  $\mu < 0$ .

Later Sun et al.<sup>9</sup> have suggested a most satisfactory new equation for the determination of polymer miscibility as

$$\alpha = K_m - \frac{K_1[\eta]_1^2 w_1^2 + K_2[\eta]_2^2 w_2^2 + 2(K_1 K_2)^{1/2} [\eta]_1 [\eta]_2 w_1 w_2}{([\eta]_1 w_1 + [\eta]_2 w_2)^2} \quad (5)$$

where  $K_1$ ,  $K_2$  and  $K_m$  are the Huggins constants for individual components 1, 2 and blend respectively.

where  $[\eta]_1$  and  $[\eta]_2$  are intrinsic viscosities of pure component solutions. The long-range hydrodynamic interactions are considered while deriving the equation. The polymer blend is miscible if  $\alpha \geq 0$  and immiscible when  $\alpha < 0$ . The interaction parameters Chee's ( $\mu$ ) and Sun et al.'s ( $\alpha$ ) of the blend compositions at 30°C and 50°C are presented in the Table 1. Computed values of interaction parameter  $\mu$  and  $\alpha$  were found to be negative at 90/10 composition, and positive for 80/20, 70/30, 60/40, 50/50, 40/60, 30/70, 20/80 and 10/90 blend compositions at 30°C. At 50°C  $\mu$  and  $\alpha$  values are positive for all compositions.

To confirm further, we have measured density and ultrasonic velocity ( $v$ ) of the blend under consideration at different compositions at 30°C and 50°C. The variations of density and ultrasonic velocity with the blend compositions are shown in Figure 3 & 4. The graphs showed both linear and non-linear regions. It has been already established that the variation is linear for miscible blend and non-linear for immiscible blends<sup>10-12</sup>. These observations are in confirmation with the ' $\mu$ ' and ' $\alpha$ ' values. So the present study indicates the existence of semi-compatibility in the blend at 30°C and compatibility at 50°C. Similar observations were noticed by Raviprakash et al.<sup>7</sup> and

Jayaraju et al.<sup>13</sup>. It is observed that change in temperature has significant effect on miscibility of agar-agar/starch blends.

### Glass transition temperature (Tg) measurements

Glass transition temperature of pure polymer and their blend compositions 70/30 and 50/50 agar-agar/starch were studied by means of DSC-Tg determinations and the thermograms are given in Figure 5 (c and d). As it is observed for 70/30 and 50/50 agar-agar/starch blend compositions single glass transition temperature (Tg) between the Tg of neat polymers agar-agar and that of the starch, indicating miscibility. The glass transition temperature was taken as the mid-point of the change of slope in DSC curves.<sup>14</sup> The Tg of miscible blends can be predicted by using the Fox equation<sup>15</sup> [eq. (6)], or Wood's equation<sup>16</sup> [eq. (7)]

$$1/T_g = X_1/T_{g1} + X_2/T_{g2} \quad (6)$$

$$T_g = W_1 T_{g1} + W_2 T_{g2} \quad (7)$$

Where  $X_1$ ,  $X_2$ ,  $T_{g1}$ , and  $T_{g2}$  are the weight fractions and glass transition temperature of the corresponding to polymer 1 and polymer 2 respectively.

The experimental Tg value for 70/30 and 50/50 agar-agar/starch blend compared with theoretical Tg values are summarized in Table 2. The experimental Tg value for 70/30 and 50/50 agar-agar/starch blends found to be slightly higher than that of theoretical calculated Tg values implying an intermolecular interaction between the polymers.<sup>17,18</sup>

**Table 1: Interaction parameters  $\mu$  and  $\alpha$  of Agar-Agar/starch blends at 30°C and 50°C**

Agar-Agar / starch blend compositions	At 30°C		At 50°C	
	$\mu$ -values	$\alpha$ - values	$\mu$ -values	$\alpha$ - values
90/10	-3.26	-0.38	-2.75	-0.18
80/20	-1.58	+0.23	-1.43	+0.29
70/30	+0.92	+0.31	-0.25	+0.35
60/40	+1.59	+1.22	+1.14	+1.36
50/50	+2.63	+1.93	+1.52	+1.73
40/60	+3.12	+3.81	+2.19	+3.11
30/70	+3.74	+4.87	+3.04	+4.73
20/80	+4.33	+6.16	+3.84	+5.71
10/90	+4.92	+8.83	+4.28	+6.86

Table 2: Experimental and Theoretical Tg values of starch, Agar-Agar and their blends

Agar-Agar/ starch blend compositions	Experimental Tg values (°C)	Theoretical Tg values (°C)	
		Fox equation	Wood's equation
Agar-Agar	44.50	-	-
70/30	46.50	48.50	49.51
50/50	50.10	51.70	53.35
Starch	61.20	-	-

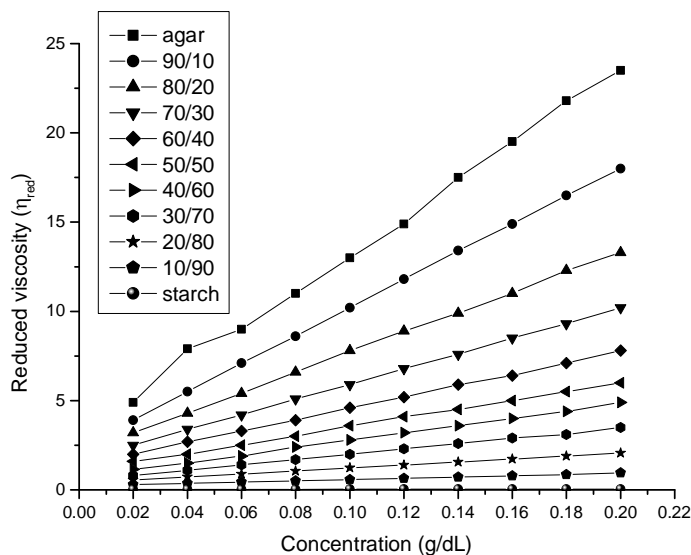


Fig. 1: Huggins's plot for 0.2% w/v, agar-agar/starch blends in water at 30°C

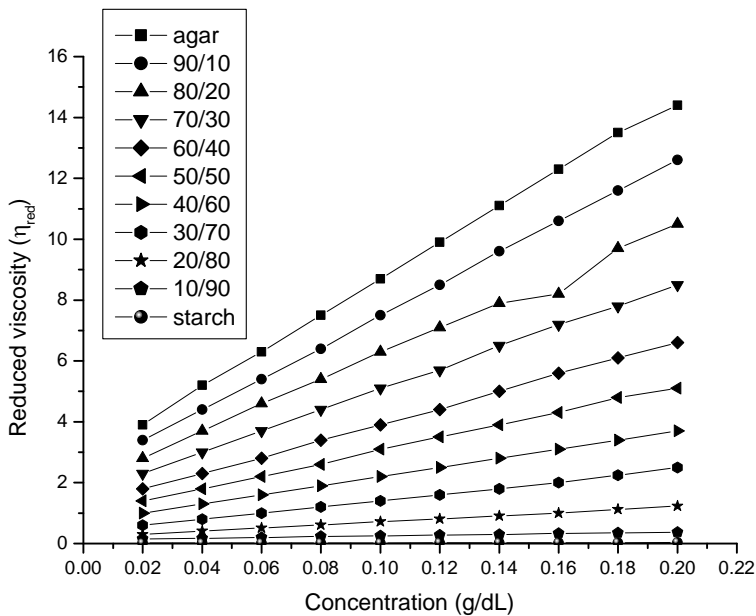


Fig. 2: Huggins's plot for 0.2% w/v, agar-agar/starch blends in water at 50°C

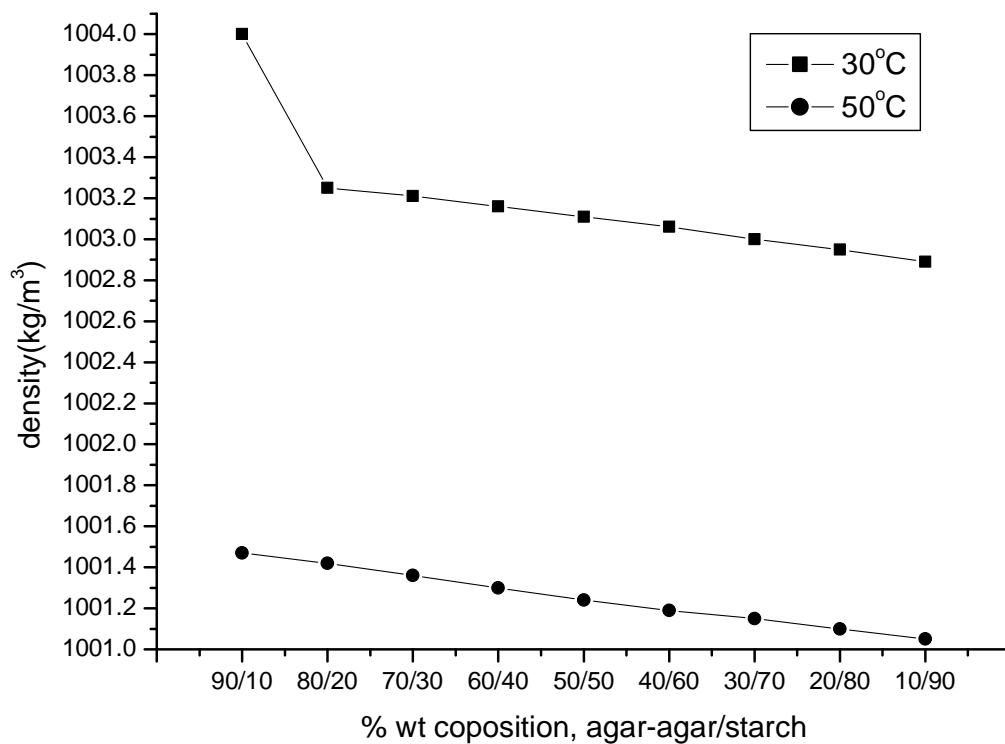


Fig. 3: variation of density with composition of agar-agar/starch blend in water at 30°C and 50°C

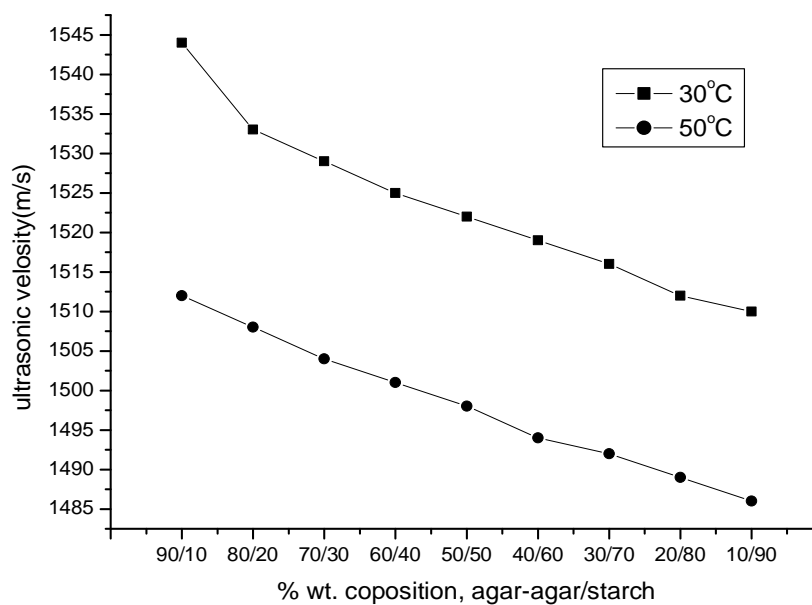


Fig. 4: variation of ultrasonic velocity with composition of agar-agar/starch blends at 30°C and 50°C

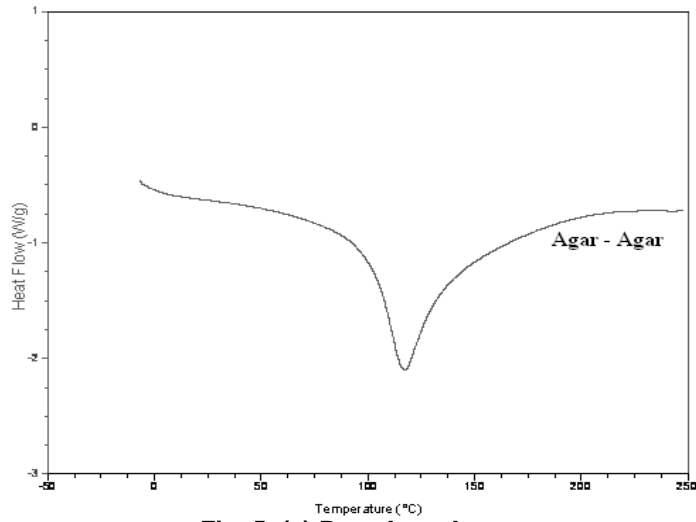


Fig. 5: (a) Pure Agar-Agar

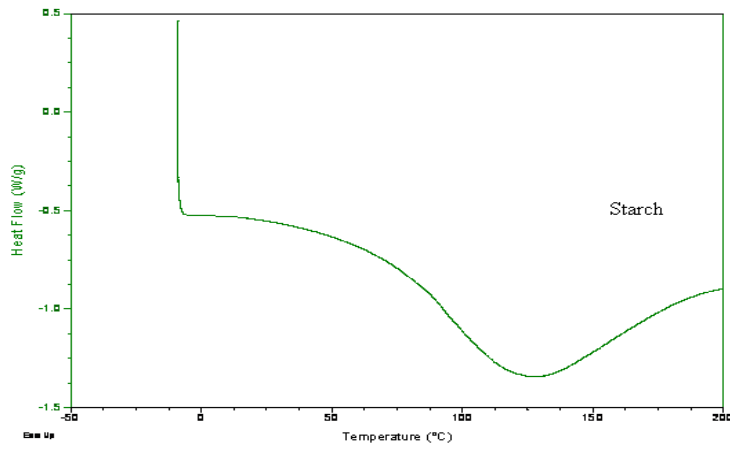


Fig. 5: b) pure starch

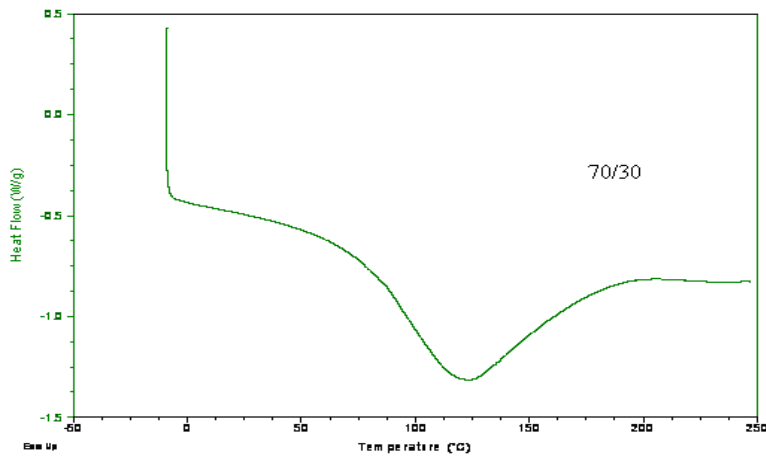


Fig. 5: c) 70/30 Agar-Agar/starch blend

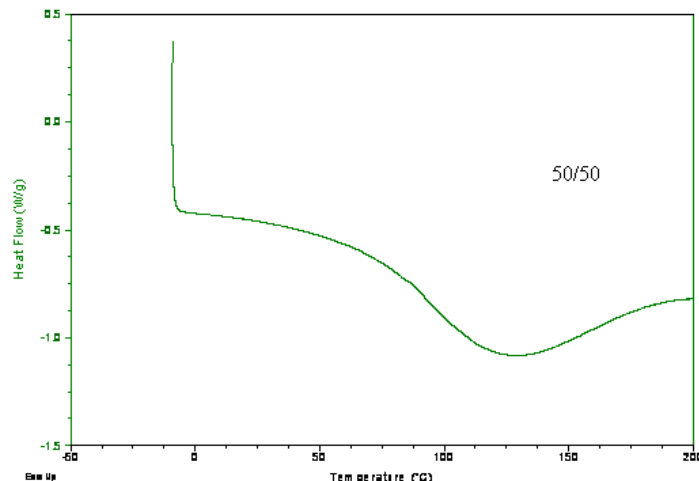


Fig. 5: d) 50/50 Agar-Agar/starch blend

Fig. 5: DSC thermograms of (a) Pure Agar-Agar (b) Pure starch (c) 70/30 Agar-Agar/starch blend and d) 50/50 Agar-Agar/starch blend

## CONCLUSION

Based on viscosity, density and ultrasonic velocity measurements, it is concluded that blend of agar-agar/starch is semi-compatible at 30°C and compatible at 50°C. It was observed that a raise in temperature of 20°C has significant effect on the miscibility of agar-agar/starch blend compositions. The T<sub>g</sub> value blend compositions are found to be slightly higher than that of theoretical calculated T<sub>g</sub> values implying an intermolecular interaction between the polymers. The semi-compatible nature of the blend was also confirmed by DSC studies.

## REFERENCES

1. Krause S. Polymer-Polymer compatibility in polymer blends. New York: Academic press vol.1. 1978.
2. Olabisi O, Robeson LM and Shaw, MT. polymer – polymer miscibility; Academic Press: New York 1979.
3. Madigan M and Martinko j (editors.). Brock Biology of Microorganisms: (2005; 11th edn.). Prentice Hall.
4. Davidson, Alan, and Tom Jaine. The Oxford companion to food. Oxford University Press, USA, 2006. 805.
5. Williams, Peter W, Phillips and Glyn O. Handbook of hydrocolloids. Cambridge: Woodhead (2000).
6. Rajulu AV and Mabusab P. Ultrasonic studies of water/poly (ethylene glycol). European Polymer Journal. 1996; 32: 267-268.
7. Raviprakash SD and Rai SK., Miscibility studies of sodium alginate/poly (vinyl alcohol) blend in water by viscosity, ultrasonic, and refractive index methods. Journal of Applied Polymer Science. 2003; 90: 33-39.
8. Chee KK. Determination of polymer-polymer miscibility by viscometry. European Polymer Journal. 1990; 26: 423-426.
9. Sun Z, Wang W and Feng Z. Criterion of polymer-polymer miscibility determined by viscometer. European Polymer Journal. 1992; 51: 1259-1263.
10. Jayaraju J, Raviprakash SD, Keshavayya J and Rai SK, Miscibility studies on chitosan/hydroxypropylmethyl cellulose blend in solution by viscosity, ultrasonic velocity, density, and refractive index methods. Journal of Applied Polymer Science. 2006; 102: 2738-2742.
11. Singh YP and Singh RP. Compatibility studies on solutions of polymer blends by viscometric and ultrasonic techniques. European Polymer Journal. 1983; 19: 535-541.
12. Singh YP and Singh RP. Compatibility studies on polyblends of PVC with chlororubber-20 and its graft polyblends by ultrasonics. European Polymer Journal. 1984; 20: 201-205.

13. Jayaraju J, Raviprakash SD, Keshavayya j and Rai SK. Viscosity, ultrasonic, and refractometric studies of chitosan/Poly (ethylene glycol) blend in solution at 30, 40, and 50°C. *Journal of Macromolecul Science Part B: Physics*. 2006; 45: 741-751.
14. Wei-Chi Lai and Wen-Bin Liau. Study of the miscibility and crystallization behavior of poly (ethylene oxide)/poly (vinyl alcohol) blends. *Journal of Applied Polymer Science*. 2004; 92: 1562-1568.
15. Fox TG. Influence of diluents and of copolymer composition on the glass temperature of a polymer system. *Bulletin of the American Physical Society*. 1956; 1: 123-132.
16. Wood LA. Glass transition temperatures of copolymers. *Journal of Applied Polymer Science*. 1958; 28: 319-330.
17. Rao V, Ashoken PV and Sridhar MH., Studies on the compatibility and specific interaction in cellulose acetate hydrogen phthalate (CAP) and poly methyl methacrylate (PMMA) blend. *Polymer*. 1999; 40: 7167-7171.
18. Vijayalakshmi Rao and Ashokan PV. Miscible blends of cellulose acetate hydrogen phthalate and poly (vinyl pyrrolidone) characterization by viscometry, ultrasound, and DSC. *Journal of Applied Polymer Science*. 2000; 76: 859-867.